

SPECIFICATIONS

Certifications/Qualifications

www.kichler.com/warranty

Dimensions

Base Backplate	5.50 DIA
Extension	13.50"
Weight	1.30 LBS
Height from center of Wall opening (Spec Sheet)	10.25"
Height	16.75"
Width	12.00"

Light Source

Dimmable	Yes
Lamp Included	Not Included
Lamp Type	A19
Light Source	Incandescent
Max or Nominal Watt	150.00
# of Bulbs/LED Modules	1
Socket Type	Medium
Socket Wire	150"

Mounting/Installation

Interior/Exterior	Exterior
Location Rating	Wet
Mounting Style	Wall Mount
Mounting Weight	1.30 LBS

FIXTURE ATTRIBUTES




Housing

Primary Material	ALUMINUM
Shade Description	Metal
Shade Included	Yes

Product/Ordering Information

SKU	9142NI
Finish	Brushed Nickel
Style	Coastal
UPC	783927468244

Finish Options

-  Black
-  Brushed Nickel
-  Olde Bronze



ALSO IN THIS FAMILY



310181SBK



310181WZC



9142BK



9023OZ



9142OZ



9022NI