

SPECIFICATIONS




Certifications/Qualifications	
	www.kichler.com/warranty
Dimensions	
Base Backplate	15.25 X 5.00
Extension	6.25"
Weight	4.00 LBS
Height from center of Wall opening (Spec Sheet)	7.75"
Height	10.25"
Length	15.25"
Electrical	
Input Voltage	120.00V
Light Source	
Dimmable	n/a
Lamp Included	Not Included
Max or Nominal Watt	75.00
# of Bulbs/LED Modules	2
Mounting/Installation	
Connector	Yes
Install Glass Up or Down	Yes
Interior/Exterior	INTERIOR
Lead Wire Length	6"
Location Rating	Damp
Mounting Weight	2.75 LBS
Wire Connectors	Wire Nuts



FIXTURE ATTRIBUTES

Housing	
Diffuser Description	Opal
Primary Material	Steel
Shade Included	n/a
Product/Ordering Information	
SKU	55130CLP
Finish	Classic Pewter
Style	Cottagecore
UPC	783927014359

Finish Options

-  Classic Pewter
-  Natural Brass
-  Textured Black

ALSO IN THIS FAMILY

