




**SPECIFICATIONS**

Certifications/Qualifications	
Prop65	Yes <a href="http://www.kichler.com/warranty">www.kichler.com/warranty</a>
Dimensions	
Base Backplate	4.75 DIA
Extension	4.75"
Weight	4.50 LBS
Height from center of Wall opening (Spec Sheet)	2.25"
Height	4.50"
Width	25.75"
Electrical	
Input Voltage	120.00V
Light Source	
Dimmable	n/a
Mounting/Installation	
Connector	Yes
Interior/Exterior	INTERIOR
Lead Wire Length	6"
Location Rating	Damp
Mounting Style	Wall Mount
Mounting Weight	2.25 LBS
Mount Vertical Or Horizontal	Yes
Wire Connectors	Wire Nuts

**FIXTURE ATTRIBUTES**

Housing	
Diffuser Description	Satin Etched Cased Opal
Primary Material	Steel
Shade Dimensions	2.75SQ x 11.00L
Product/Ordering Information	
SKU	55075CPZ
Finish	Champagne Bronze
Style	Contemporary
UPC	783927017015.0
Finish Options	
 Black	
 Champagne Bronze	
 Polished Nickel	



**ALSO IN THIS FAMILY**



52480BK



52480PN



52482BK



52481BK



52481PN



52482PN