




SPECIFICATIONS

Certifications/Qualifications	
	www.kichler.com/warranty
Dimensions	
Base Backplate	5.50 DIA
Extension	21.00"
Weight	2.90 LBS
Height from center of Wall opening (Spec Sheet)	7.25"
Height	16.25"
Width	12.50"
Light Source	
Lamp Included	Not Included
Lamp Type	A19
Light Source	Incandescent
Max or Nominal Watt	100W
# of Bulbs/LED Modules	1
Max Wattage/Range	100W
Socket Type	Medium
Socket Wire	150"
Mounting/Installation	
Interior/Exterior	Exterior
Location Rating	Wet
Mounting Weight	2.90 LBS

FIXTURE ATTRIBUTES

Housing	
Primary Material	ALUMINUM
Product/Ordering Information	
SKU	49990GG
Finish	Gloss Grey
Style	Industrial
UPC	783927560603
Finish Options	
 Black	
 Gloss Grey	
 Olde Bronze	
 White	



ALSO IN THIS FAMILY

