

















SPECIFICATIONS

Certifications/Qualifications	
	www.kichler.com/warranty
Dimensions	
Weight	0.75 LBS
Length	36.00"
Width	1.00"
Mounting/Installation	
Interior/Exterior	Interior

FIXTURE ATTRIBUTES







Housing	
Primary Material	STEEL
Product/Ordering Information	
SKU	4901FXG
Finish	Fox Gold
Style	Other
UPC	783927560641

Finish Options

-  Antique Pewter
-  Anvil Iron
-  Black
-  Brushed Nickel
-  Brushed Pewter
-  Chrome
-  Distressed Antique White
-  Flat Grey
-  Fox Gold
-  Mission Bronze
-  Natural Brass
-  Olde Bronze
-  Polished Nickel
-  Satin Nickel
-  Tannery Bronze
-  Terrene Bronze
-  Weathered Zinc



ALSO IN THIS FAMILY

 NO IMAGE 4935CLZ	 NO IMAGE 4935CG	 4935BNB
 NO IMAGE 2999CLG	 2999BNB	 NO IMAGE 2999CG