





















SPECIFICATIONS

| Certifications/Qualifications | |
|-------------------------------|--|
| | www.kichler.com/warranty |
| Dimensions | |
| Weight | 0.30 LBS |
| Length | 12.00" |
| Width | 0.50" |
| Mounting/Installation | |
| Interior/Exterior | Exterior |
| Location Rating | Accessory, Listing Not Required |

FIXTURE ATTRIBUTES






| Housing | |
|------------------------------|----------------------|
| Primary Material | Steel |
| Product/Ordering Information | |
| SKU | 2999AZ |
| Finish | Architectural Bronze |
| Style | Other |
| UPC | 783927440486 |

Finish Options


-  Antique Pewter
-  Anvil Iron
-  Architectural Bronze
-  Black
-  Brushed Natural Brass
-  Brushed Nickel
-  Champagne Gold
-  Chrome
-  Classic Bronze
-  Classic Gold
-  Classic Pewter
-  Distressed Black
-  Flat Grey
-  Fox Gold
-  Midnight Chrome
-  Mission Bronze
-  Natural Brass
-  Olde Bronze
-  Polished Nickel
-  Satin Bronze




ALSO IN THIS FAMILY

| | | |
|--|--|---|
|  NO IMAGE 4935CLZ |  NO IMAGE 4935CG |  4935BNB |
|  NO IMAGE 2999CLG | 2999BNB |  NO IMAGE 2999CG |

 Satin Nickel

 Weathered Zinc

 White