





















**SPECIFICATIONS**


Certifications/Qualifications	
	<a href="http://www.kichler.com/warranty">www.kichler.com/warranty</a>
Dimensions	
Weight	2.01 LBS
Length	36.00"
Width	1.00"
Mounting/Installation	
Interior/Exterior	Interior
Location Rating	Accessory, Listing Not Required

**FIXTURE ATTRIBUTES**

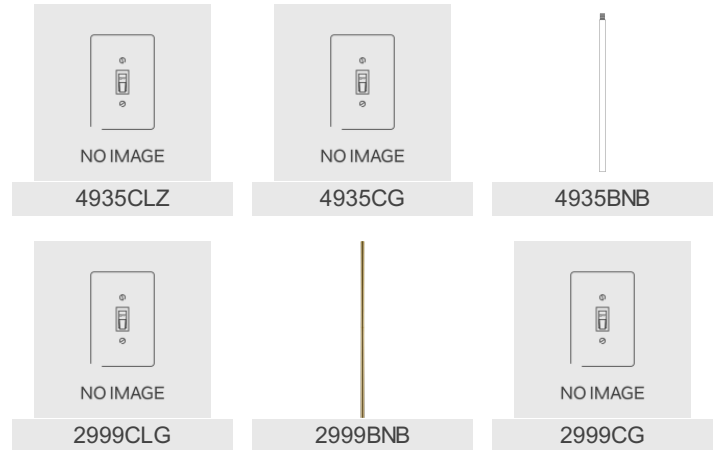
Housing	
Primary Material	Steel
Product/Ordering Information	
SKU	2996CG
Finish	Champagne Gold
Style	Other
UPC	783927850001


**Finish Options**


-  Antique Brass
-  Antique Pewter
-  Anvil Iron
-  Brown Stone
-  Brushed Natural Brass
-  Brushed Nickel
-  Brushed Pewter
-  Champagne Gold
-  Chrome
-  Classic Gold
-  Classic Pewter
-  Distressed Antique White
-  Distressed Black
-  Flat Grey
-  Fox Gold
-  Midnight Chrome
-  Mission Bronze
-  Natural Brass
-  Olde Bronze
-  Polished Nickel





**ALSO IN THIS FAMILY**




 Satin Bronze

 Satin Nickel

 Sunrise Mist

 Tannery Bronze

 Weathered Zinc