




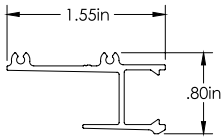
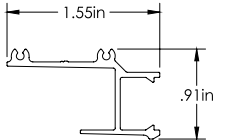
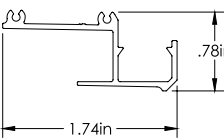
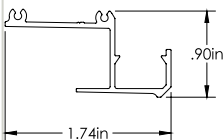

TE Pro Series

Cove

1TEC1DC1DW8SIL/1TEC1DC2DW8SIL

1TEC1IC1DW8SIL/1TEC1IC2DW8SIL

PROJECT:	PRODUCT #:
TYPE:	COMMENTS:
PREPARED BY:	

Cove Ceiling				
	Direct 1 (1/2" drywall)	Direct 2 (5/8" drywall)	Indirect 1 (1/2" drywall)	Indirect 2 (5/8" drywall)
Channel				
Installation View				
Tape Capacity	<ul style="list-style-type: none"> Utilizes one strip of LED tape 			
Description	<ul style="list-style-type: none"> Standard depth, direct cove channel that creates a visible light source wrapping the edge of the cove. 		<ul style="list-style-type: none"> Standard depth channel that displays an upward-facing light around a cove to create an indirect lighting effect. 	
	<ul style="list-style-type: none"> Fits 1/2" drywall size 	<ul style="list-style-type: none"> Fits 5/8" drywall size 	<ul style="list-style-type: none"> Fits 1/2" drywall size 	<ul style="list-style-type: none"> Fits 5/8" drywall size
	Ideal for: <ul style="list-style-type: none"> Direct (outward facing) cove lighting effect. 		Ideal for: <ul style="list-style-type: none"> Indirect (upward facing) cove lighting effect. 	
Dimensions				
A La Carte To Build A Channel	 <p style="text-align: center;">Channel Lens</p>			
Channels 8ft	1TEC1DC1DW8SIL 1/2" Drywall wrap	1TEC1DC2DW8SIL 5/8" Drywall wrap	1TEC1IC1DW8SIL 1/2" Drywall	1TEC1IC2DW8SIL 5/8" Drywall
Lenses 8ft	1TEL0018WHO Flat White Opaque 1TEL0018CLR Flat Clear 1TEL1518CLR Narrow Beam Lens, Clear 1TEL3018CLR Medium Beam Lens, Clear			

Compatible with Kichler Standard Output (1.5W/ft) and High Output (3W/ft) LED Tape Light.

TE Pro Series

Cove

1TEC1DC1DW8SIL/1TEC1DC2DW8SIL/1TEC1IC1DW8SIL/1TEC1IC2DW8SIL



1TEC1DC1DW8SIL



1TEC1DC2DW8SIL



1TEC1IC1DW8SIL



1TEC1IC2DW8SIL



1TEL0018WHO



1TEL0018CLR




1TEL1518CLR



1TEL3018CLR

INSTALLATION VIEW
















TE Pro Series

Cove

1TEC1DC1DW8SIL/1TEC1DC2DW8SIL/1TEC1IC1DW8SIL/1TEC1IC2DW8SIL

COMPATIBILITY

TE Channels are compatible with Kichler® 8T, 6T and 4T Standard Output (1.5W/ft) and High Output (3W/ft) LED Tape Light. Below are compatible connectors.

Tape Connector / Channel Compatibility	8T CONNECTOR ACCESSORIES								6T/4T
	8T1TTF1WH 	8T1TTF2WH 	8T1TTF3WH 	8T1TTF4WH 	8T1TTR1WH 	8T1TWF1WH 	8T1TWR1WH 	8T1TWR5WH 	1SLXXX 1CXXX 1ICXXX 
Cove – Direct 1 (1/2" drywall) 1TEC1DC1DW8SIL 	●	●	●	●	●	●	●	●	●
Cove – Direct 2 (5/8" drywall) 1TEC1DC2DW8SIL 	●	●	●	●	●	●	●	●	●
Cove – Indirect 1 (1/2" drywall) 1TEC1IC1DW8SIL 	●	●	●	●	●	●	●	●	●
Cove – Indirect 2 (5/8" drywall) 1TEC1IC2DW8SIL 	●	●	●	●	●	●	●	●	●

*Due to the width of the 1SL, 1C and 1IC connectors, soldered connections are recommended.

NOTES:
