

PROJECT:	PRODUCT #:
TYPE:	DATE:
PREPARED BY:	AUTHORIZED BY*:
COMMENTS:	

OVERVIEW

Choose your color temperature, your ideal wattage and more. The 6T Series brings a lengthy run of illumination to a variety of dry locations and features 3M™ adhesive backing for secure placement, every time.

FEATURES

- Available in Standard and High output in 3 color temperatures: 2700K, 3000K, 5000K
- An assortment of rolls ranging from 10' to 100' available
- Maximum run length: 32' Standard, 20' High
- Field-cutttable on marked cut lines
- Edge-to-edge 3M™ adhesive

SPECIFICATIONS

Electrical

Input Voltage	24VDC
Power	See Data Table

Photometrics

Light Source	2835 LED
LEDs per Foot	18
Color Temperature(s)	2700K/3000K/5000K
Color Rendering Index (CRI)	> 90
Dimmable	Yes (when paired with appropriate dimmable Kichler Power Supply)
Lumen Packages	See Data Table

Ratings & Certifications

Location Rating	Dry
Operating Ambient Temperature	-10°C to 50°C
Storage Ambient Temperature	-30°C to +85°C
Lumen Maintenance	L70 at >50,000 Hrs calculated per TM-21/LM-80
Safety Certification	cULus Listed, Class 2

Mechanical

Length	See ordering information table
Cut Length	4"
Max Run Length	Standard - 32'; High - 20'
Width	10 mm
Height	1.2mm

Mounting

Adhesive: 3M™ 5915

Warranty

Residential: 5 years
Commercial: 3 years

Accessories

See 6T Accessories

*A Kichler Lighting representative can assist with a proposed Spec

STANDARD VS. HIGH OUTPUT

Output	Max Run Length	Watts/Foot	Lumens/Foot		
			2700K	3000K	5000K
Standard	32ft	1.5	120	125	145
High	20ft	3	215	245	270

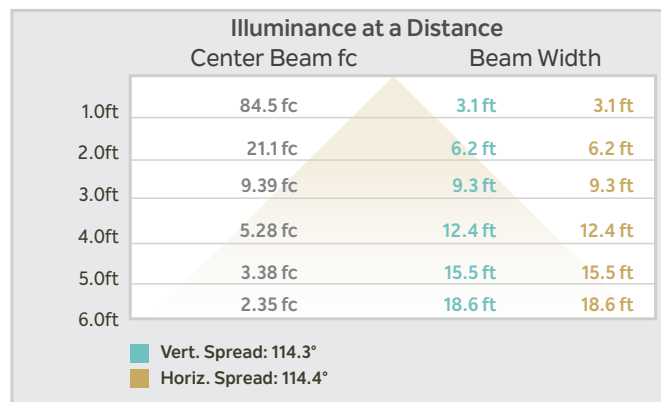
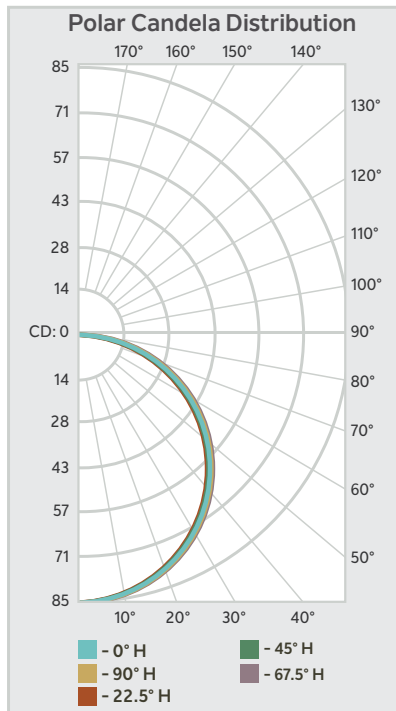
6T TAPE PRODUCT NAME & ORDERING MATRIX

Series		Product Type		Location Rating		Length		Output		CCT		Finish	
6	Premium Residential	T	Tape Light	1	Dry	10	10'	S	Standard	27	2700K	WH	White
						16*	16'	H	High	30	3000K		
						20**	20'			50	5000K		
						100	100'						
						*16ft standard output only							
						**20ft high output only							

To form a complete product number, combine:

Series + Product Type + Location Rating + 2 to 3-Digit Length + Output + 2-Digit CCT + Finish = **6 T 1 1 0 0 S 27 WH**

PHOTOMETRIC DIAGRAMS

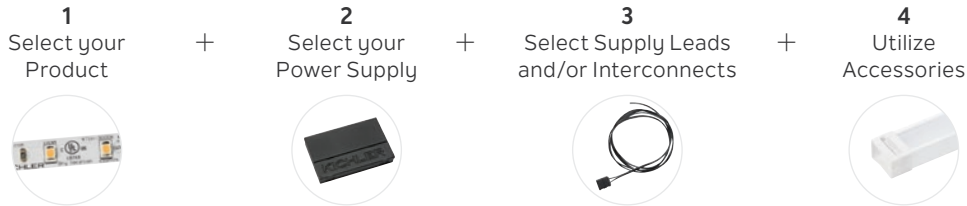


3000K High Output shown here.
 For more IES file information visit Kichler.com.

ADDITIONAL COMPONENTS

The ability to build a lighting system is one of the many things that makes low-voltage LED tape and accent lighting so versatile. With the right components, you can install lighting just about anywhere your supply wire can take you, including residential installations on kitchen cabinets, garage work stations, shelving and decorative spaces. To build your system, you'll need:

Product + Power Supply + Leads and Interconnects + Accessories = Lighting Systems



Below are components frequently purchased together to create an accent lighting system. Utilize this guide to draft a quick spec, or refer to [Tape and Channels assortment](#) for additional sizes or models available.

LED TAPE LIGHT							
6T 24V LED Tape Light – 10' Roll		6T 24V LED Tape Light – 16' Roll		6T 24V LED Tape Light – 20' Roll		6T 24V LED Tape Light – 100' Roll	
Standard Output	High Output	Standard Output	High Output	Standard Output	High Output	Standard Output	High Output
2700K - 120lm 6T110S27 WH	2700K - 215lm 6T110H27 WH	2700K - 120lm 6T116S27 WH	---	---	2700K - 215lm 6T120H27 WH	2700K - 120lm 6T1100S27 WH	2700K - 215lm 6T1100H27 WH
3000K - 125lm 6T110S30 WH	3000K - 245lm 6T110H30 WH	3000K - 125lm 6T116S30 WH	---	---	3000K - 245lm 6T120H30 WH	3000K - 125lm 6T1100S30 WH	3000K - 245lm 6T1100H30 WH
---	---	5000K - 145lm 6T116S50 WH	---	---	5000K - 270lm 6T120H50 WH	5000K - 145lm 6T1100S50 WH	5000K - 270lm 6T1100H50 WH

POWER SUPPLIES	SUPPLY LEADS & CONNECTORS		ACCESSORIES	
Plug-In 10190BK30 – 30W 10190BK48 – 48W 10190BK60 – 60W Direct Wire Dimmable 6TD24V10BKT – 10W 6TD24V40BKT – 40W 6TD24V60BKT – 60W 6TD24V96BKT – 96W LED Driver + Dimmer 6DD24V060WH 60W with white face plate 6DD24V0100WH - 100W with white face plate	2' DC Jack 1SL2BK – 24V 1SL2WH – 24V 8' DC Jack 1SL8BK – 24V 1SL8WH – 24V 2' Supply No DC Connector 1SLW2WH – 24V 8' Supply No DC Connector 1SLW8BK – 24V 1SLW8WH – 24V Splice Box 10189BK – 24V 10189WH – 24V	Inline Dimmer 10198BK – 24V 10198WH – 24V Inline DC Splitter 2-Way DC Splitter 1DC2BK – 24V 1DC2WH – 24V 3-Way DC Splitter 1DC3BK – 24V 1DC3WH – 24V Switches 1DCSWITCHBK – 24V 1DCSWITCHWH – 24V	TE-Series Extruded Channels for Tape Light Standard Depth Surface Mount Kits 1TEK1STSF2SIL – 2' 1TEK1STSF4SIL – 4' 1TEK1STSF8SIL – 8' Standard Depth Recessed Mount Kits 1TEK1STRC2SIL – 2' 1TEK1STRC4SIL – 4' 1TEK1STRC8SIL – 8' 45-Degree Surface Mount Kits 1TEK145SF2SIL – 2' 1TEK145SF4SIL – 4' 1TEK145SF8SIL – 8' 90° Aluminum Track 10171 BK, WH – 12" 10170 BK, WH – 36"	90° End Caps 10177 BK, WH 45° Aluminum Track 10173BK, WH – 12" 10172 BK, WH – 36" 45° End Caps 10178 BK, WH U-Channels Aluminum Track 10175 BK, WH – 12" 10174 BK, WH – 36" U-Channels End Caps 10176 BK, WH – 12" Diffuser 10179 BK, WH – 36" Plastic Track 12330 BK, WH – 36"