




SPECIFICATIONS


Certifications/Qualifications	
	www.kichler.com/warranty
Dimensions	
Base Backplate	5.25 DIA
Extension	20.00"
Weight	1.00 LBS
Height from center of Wall opening (Spec Sheet)	4.25"
Height	9.00"
Width	14.00"
Light Source	
Lamp Included	Not Included
Lamp Type	A21
Light Source	Incandescent
Max or Nominal Watt	150W
# of Bulbs/LED Modules	1
Socket Type	Medium
Socket Wire	150"
Mounting/Installation	
Location Rating	Wet
Mounting Weight	1.00 LBS

FIXTURE ATTRIBUTES

Housing	
Primary Material	EPM
Product/Ordering Information	
SKU	49981WH
Finish	White
Style	Coastal
UPC	7.83928E+11
Finish Options	
 Olde Bronze	
 Textured Black	
 White	



ALSO IN THIS FAMILY



49980OZ

49982WH

49980WH

49982OZ

49981OZ

49980BKT