



















SPECIFICATIONS


Certifications/Qualifications	
	www.kichler.com/warranty
Dimensions	
Weight	0.40 LBS
Length	12.00"
Width	0.75"
Mounting/Installation	
Interior/Exterior	Interior
Location Rating	Accessory, Listing Not Required

FIXTURE ATTRIBUTES

Housing	
Primary Material	STEEL
Product/Ordering Information	
SKU	4935CG
Finish	Champagne Gold
Style	Other
UPC	783927850070

Finish Options

-  Antique Pewter
-  Anvil Iron
-  Black
-  Brushed Natural Brass
-  Brushed Nickel
-  Brushed Pewter
-  Champagne Gold
-  Chrome
-  Classic Bronze
-  Classic Pewter
-  Distressed Antique White
-  Distressed Black
-  Fox Gold
-  Olde Bronze
-  Polished Nickel
-  Satin Nickel
-  Textured Black
-  Weathered Zinc



ALSO IN THIS FAMILY

