

SPECIFICATIONS




Certifications/Qualifications	
	www.kichler.com/warranty
Dimensions	
Base Backplate	5.00" DIA
Extension	8.25"
Weight	2.40 LBS
Height from center of Wall opening (Spec Sheet)	2.50"
Height	7.25"
Length	16.75"
Width	16.75"
Light Source	
Dimmable	Yes
Lamp Included	Not Included
Lamp Type	A19
Light Source	Incandescent
Max or Nominal Watt	75.00
# of Bulbs/LED Modules	2
Socket Type	Medium
Socket Wire	150"

Mounting/Installation	
Interior/Exterior	Interior
Lead Wire Length	6"
Location Rating	Damp
Mounting Weight	2.40 LBS

FIXTURE ATTRIBUTES

Housing	
Primary Material	STEEL
Shade Description	Metal Shade
Shade Dimensions	7.50" D X 2.50"
Shade Included	Yes

Product/Ordering Information	
SKU	45944OZ
Finish	Olde Bronze
Style	Industrial
UPC	783927542166

Finish Options	
	Black
	Champagne Bronze™
	Olde Bronze



ALSO IN THIS FAMILY

