

SPECIFICATIONS

Certifications/Qualifications

www.kichler.com/warranty

Dimensions

Weight 2.01 LBS
 Length 36.00"
 Width 1.00"

Mounting/Installation

Interior/Exterior Interior
 Location Rating Accessory, Listing Not Required

FIXTURE ATTRIBUTES





















Housing


Primary Material Steel

Product/Ordering Information

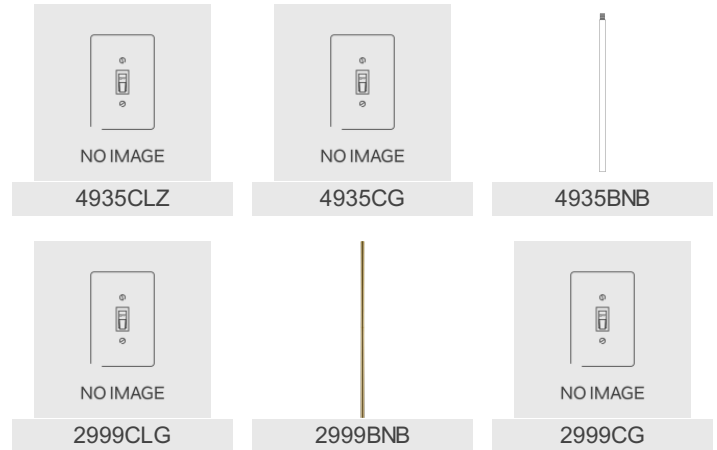
SKU 2996CLG
 Finish Classic Gold
 Style Other
 UPC 783927603935


Finish Options


-  Antique Brass
-  Antique Pewter
-  Anvil Iron
-  Brown Stone
-  Brushed Natural Brass
-  Brushed Nickel
-  Brushed Pewter
-  Champagne Gold
-  Chrome
-  Classic Gold
-  Classic Pewter
-  Distressed Antique White
-  Distressed Black
-  Flat Grey
-  Fox Gold
-  Midnight Chrome
-  Mission Bronze
-  Natural Brass
-  Olde Bronze
-  Polished Nickel





ALSO IN THIS FAMILY




 Satin Bronze

 Satin Nickel

 Sunrise Mist

 Tannery Bronze

 Weathered Zinc