




SPECIFICATIONS

Certifications/Qualifications	
www.kichler.com/warranty	
Dimensions	
Base Backplate	7.70" X 5.20"
Extension	7.00"
Weight	3.00 LBS
Height from center of Wall opening (Spec Sheet)	2.60"
Height	5.25"
Length	14.00"
Width	14.00"
Light Source	
Delivered Lumens	750
Dimmable	Yes
Expected Life Span (Hours)	40000
Lamp Included	Integrated
Light Source	LED
Max or Nominal Watt	12.00
# of Bulbs/LED Modules	2
Max Wattage/Range	12W
Mounting/Installation	
Interior/Exterior	Interior
Lead Wire Length	6"
Location Rating	Damp
Mounting Style	Wall Mount
Mounting Weight	3.00 LBS
Photometrics	
Color Rendering Index	90
Kelvin Temperature	3000K

FIXTURE ATTRIBUTES

Housing	
Diffuser Description	White Acrylic
Primary Material	STEEL
Shade Dimensions	4.72" D
Product/Ordering Information	
SKU	85091CG
Finish	Champagne Gold
Style	Contemporary
UPC	887913602039

Finish Options	
	Champagne Gold
	Matte Black
	Polished Nickel



ALSO IN THIS FAMILY



85091PN



85090CG



85092PN



85093PN



85090PN



85092MBK